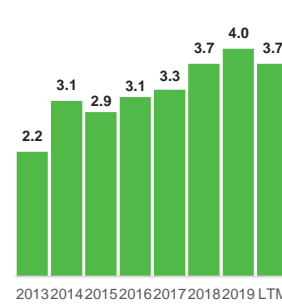
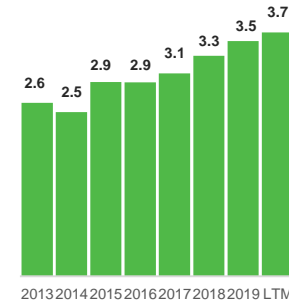


Key financials	Orders received	Net sales	Order backlog
<b>2019</b>	<b>3,986</b> M€	<b>3,547</b> M€	<b>3,333</b> M€
Comparable EBITA	Comparable EBITA	Employees	Operating cash flow
<b>316</b> M€	<b>8.9%</b> of net sales	<b>13,598</b> 	<b>295</b> M€

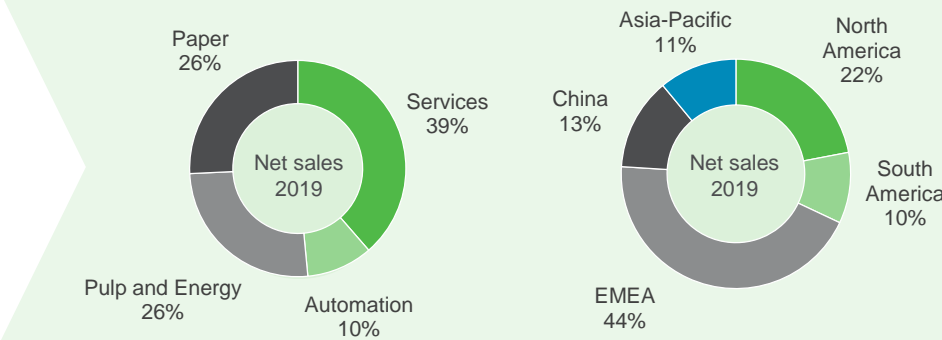
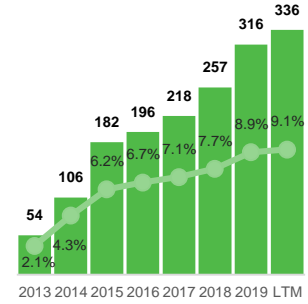
Orders received  
(EUR billion)



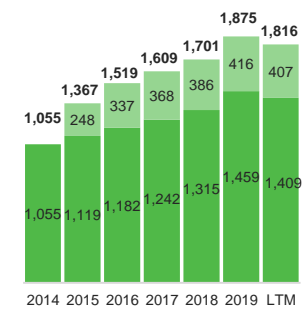
Net sales  
(EUR billion)



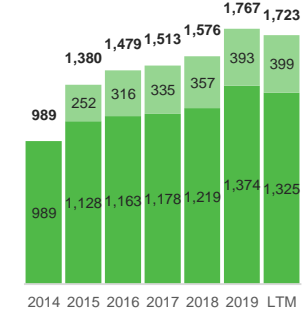
Comparable EBITA  
(EUR million and %)



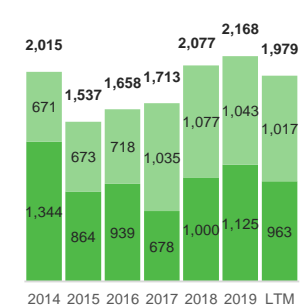
Orders received  
(EUR million)



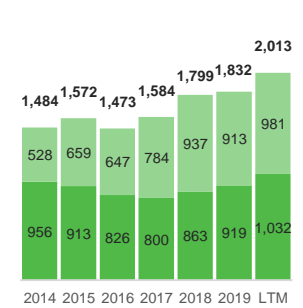
Net sales  
(EUR million)



Orders received  
(EUR million)



Net sales  
(EUR million)



Balance sheet figures	Gearing	Equity ratio	ROCE
As at September 30, 2020	<b>18%</b>	<b>38%</b>	<b>17%</b>
Interest-bearing liabilities	Net interest-bearing liabilities	Balance sheet total	Total equity
<b>517</b> M€	<b>184</b> M€	<b>3,682</b> M€	<b>1,024</b> M€

Stable business  
■ Services ■ Automation

Capital business  
■ Pulp and Energy ■ Paper

2013 financials on a carve-out basis. Automation has been consolidated into Valmet's financials since April 1, 2015, when the acquisition was completed. The figures for Automation business line include internal net sales and internal orders received.

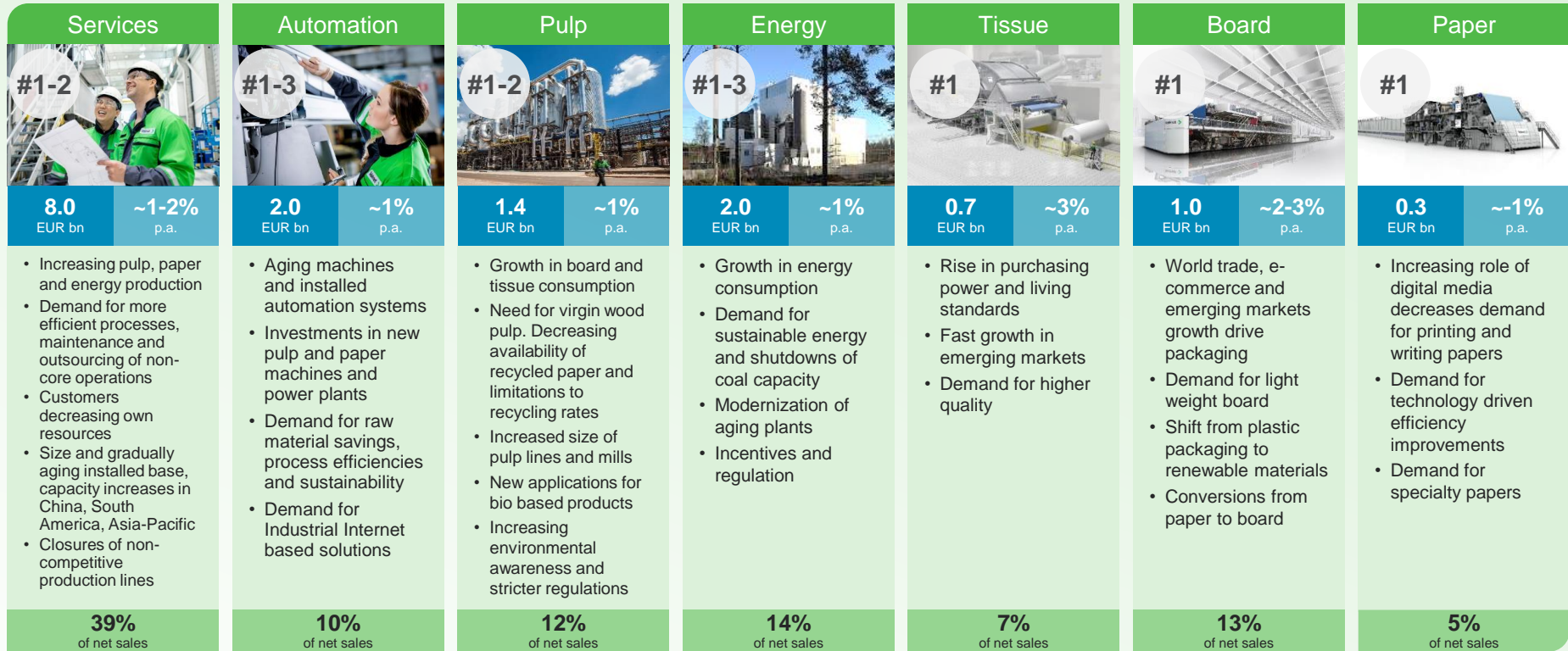
**Investor Relations**

**Pekka Rouhiainen**  
Director, Investor Relations  
Tel. +358 10 672 0020  
pekka.rouhiainen@valmet.com

**Tuuli Oja**  
Manager, Investor Relations  
Tel. +358 10 672 0352  
tuuli.oja@valmet.com

**Karin Mattila**  
Coordinator, Investor Relations  
Tel. +358 10 672 0973  
karin.mattila@valmet.com

# Strong position in the growing market of converting renewables



■ Estimated market size for current offering (EUR)     
 ■ Anticipated long-term market growth     
 ■ Market drivers     
 ■ % of net sales (2019)

### Investment highlights

- Strong position in the growing market of converting renewables
- Widest offering combining process technology, services and automation in a unique way
- Large stable business offering growth and profitability
- Strong capital business with high market share and flexible cost structure
- Systematically building the future

### Financial targets (updated on February 5, 2020)

- Net sales for stable business to grow over two times the market growth
- Net sales for capital business to exceed market growth
- Comparable EBITA: 10–12%
- Comparable return on capital employed (pre-tax), ROCE: >20%
- Dividend payout at least 50% of net profit