



President and CEO's review

Annual General Meeting
March 26, 2014

Pasi Laine, President and CEO

Agenda

Annual General Meeting

- 1 Valmet today
- 2 2013 in brief
- 3 Valmet's strategy and financial targets
- 4 The key strengths of Valmet
- 5 Short-term market outlook and guidance
- 6 Summary



Valmet today

Growing consumption of pulp, energy, tissue, and board creates growth opportunities

Net sales

EUR 2,613 m

EBITA¹ (before NRI²)

EUR 54 m

Gearing

0%

Equity ratio

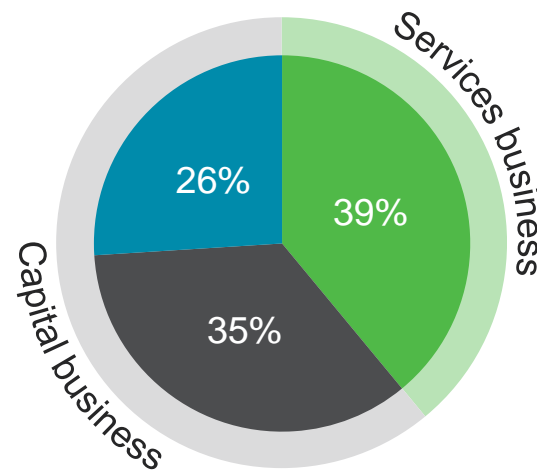
41%

Employees

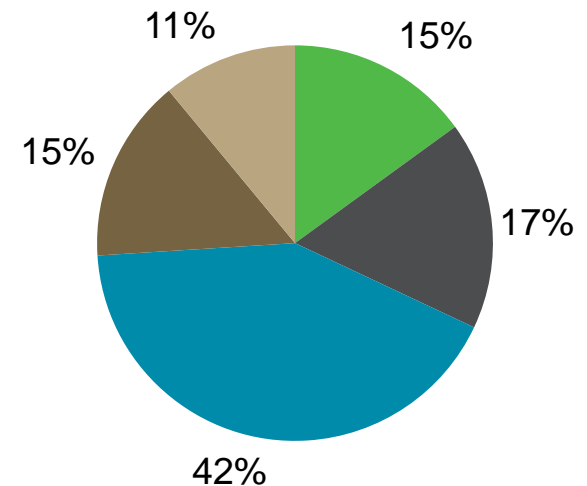
11,765

1) EBITA = operating profit + amortization
2) NRI = Non-recurring items

Net sales



■ Services
■ Pulp and Energy
■ Paper



■ North America
■ South America
■ EMEA
■ China
■ Asia-Pacific

The balance sheet and its related key figures on December 31, 2013 are based on actual figures, while the income statement, cash flow and comparison figures are based on financial carve-out data.

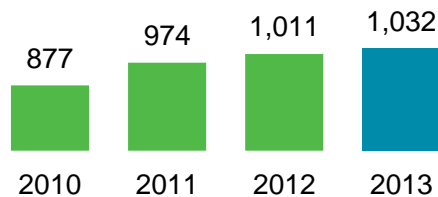
Our three business lines serve the same customer base



Services

Net sales¹ 1.0 bn, 39%

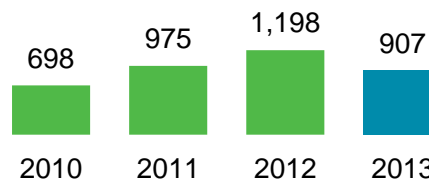
- Mill and plant improvements
- Roll and workshop services
- Parts and fabrics
- Life-cycle services



Pulp and Energy

Net sales¹ 0.9 bn, 35%

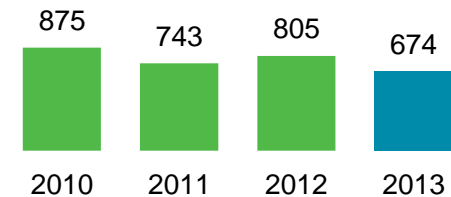
- Technologies and solutions for
- Pulp production
 - Power generation
 - Biomass conversion



Paper

Net sales¹ 0.7 bn, 26%

- Technologies and solutions for
- Board
 - Tissue
 - Paper




1) Net sales by business line on a carve-out basis for the periods indicated (excl. Intra-Metso net sales)

Strong global presence – good platform for growth


North America

- Large installed base to be serviced
- Growth opportunity in increased outsourcing
- Capital project opportunities in tissue and board

1,147 employees




Net sales¹⁾ EUR 401 m




EMEA

- Large installed base to be serviced
- Growth opportunity in increased outsourcing
- Machine closures in printing and writing
- Capital project opportunities in pulp, tissue, and bioenergy

7,514 employees



Net sales¹⁾ EUR 1,096 m



China

- Capital project opportunities in board and tissue
- Good services market with growth potential

2,061 employees



Net sales¹⁾ EUR 389 m



South America

- Capital project opportunities in pulp, tissue and bioenergy
- Good services growth potential

418 employees



Net sales¹⁾ EUR 442 m



Asia Pacific

- Capital project opportunities in pulp, tissue, and board
- Good services market with growth potential

625 employees



Net sales¹⁾ EUR 285 m



1) Net sales breakdown by area on a carve-out basis for 2013 and breakdown of employees by area on a carve-out basis as at December 31, 2013

Experienced management team

Corporate functions >



Pasi Laine
President and CEO



Markku Honkasalo
Chief Financial Officer



Kari Saarinen
Head of Strategy and
Operational Development



Julia Macharey
Head of Human
Resources



Anu Salonsaari-Posti
Head of Marketing &
Communications

Business lines >



Jukka Tiitinen
Business Line President,
Services




Jyrki Holmala
Business Line President,
Pulp and Energy



Jari Vähäpesola
Business Line President,
Paper

Areas >



William Bohn
Area President,
North America



Celso Tacla
Area President,
South America



Hannu Mälkiä
Area President,
EMEA



Aki Niemi
Area President,
China



Hannu T. Pietilä
Area President,
Asia Pacific



2013 in brief

Summary of Financial Statements 2013

Solid performance in services

- Stable order intake
- Services net sales on previous year's level, over EUR 1 billion
- Profitability on the same level as in 2012

Challenging year in capital business

- Orders received in 2013 declined in Energy, and Board and Paper business units
- Net sales declined in Pulp and Energy, and Paper business lines
- Profitability declined from 2012 in both business lines

Profitability improvement program proceeding according to plan

- Profitability improvement program, targeting EUR 100 million in savings by the end of 2014, proceeding according to plan
- Operational excellence: Further savings potential in procurement and quality

Strong balance sheet supports the future

- Net debt EUR -1 million
- Gearing 0%

The balance sheet and its related key figures on December 31, 2013 are based on actual figures, while the income statement, cash flow and comparison figures are based on financial carve-out data.

Key figures 2013

EUR million	2013	2012	Change
Orders received	2,182	2,445	-11%
Order backlog	1,398	1,918 ¹	-27%
Net sales	2,613	3,014	-13%
EBITA ²	54	192	-72%
% of net sales	2.1%	6.4%	
EBIT ³	-59	138	
% of net sales	-2.2%	4.6%	
Earnings per share, EUR	-0.42	0.51	
Dividend per share, EUR	0.15 ⁴		
Net debt	-1		
Gearing	0%		
Net working capital	-195		

Non-recurring items: EUR -86 million in 2013 (EUR -24 million in 2012)






- 1) Cancelled Fibria order excluded (EUR 331 million)
- 2) Before non-recurring items
- 3) After non-recurring items
- 4) Proposal made by the Board of Directors

The balance sheet and its related key figures on December 31, 2013 are based on actual figures, while the income statement, cash flow and comparison figures are based on financial carve-out data.



Good development in sustainability key figures

Environmental and social responsibility


	2013	2012	Change
 CO ₂ emissions (tons)	97,000	106,000	-8%
 Energy (TJ)	1,332	1,457	-9%
 Waste (tons)	31,730	41,270	-23%
 Water (m ³)	539,210	750,610	-28%
 Lost-time incident frequency (LTIF)	6.5	8.2	-21%

Sustainability is a cornerstone of Valmet's strategy and business operations.

The health, safety and wellbeing of our people and our partners is at the core of our operations.

Valmet's comprehensive environmental management system ensures our continuous work to reduce our environmental impacts.





Valmet's strategy and financial targets

Valmet's way forward

Mission



Converting renewable resources into sustainable results

Strategy



Competitive technologies and services to the pulp, paper and energy industries.

Strong commitment to moving our customers' performance forward.

Must-wins



- > Customer excellence
- > Leader in technology and innovation
- > Excellence in processes
- > Winning team

Vision



To become the global champion in serving our customers

Financial targets

Growth



Net sales growth to exceed market growth

Profitability



EBITA¹ before non-recurring items: 6-9%

ROCE




Return on capital employed (pre-tax),
ROCE²: minimum of 15%

Dividend policy



Dividend payout at least 40% of net profit



- 1) EBITA before non-recurring items = operating profit + amortization + non-recurring items
- 2) ROCE (pre-tax) = (profit before taxes + interests and other financial expenses) / (balance sheet total - non-interest-bearing liabilities)



The key strenghts of Valmet

Established market leader with #1-2 market positions in all markets served

Services (>EUR 1 bn)¹



Market position

Services
#1-2

Capital (~EUR 1.6 bn)¹



Pulping
#1-2



Bioenergy generation
#1-2



Machines

Board	Tissue	Paper
#1-2	#1	#1-2

Superior technological know-how

Consistent investments in R&D
2013: EUR 65 million (2.2% of sales)

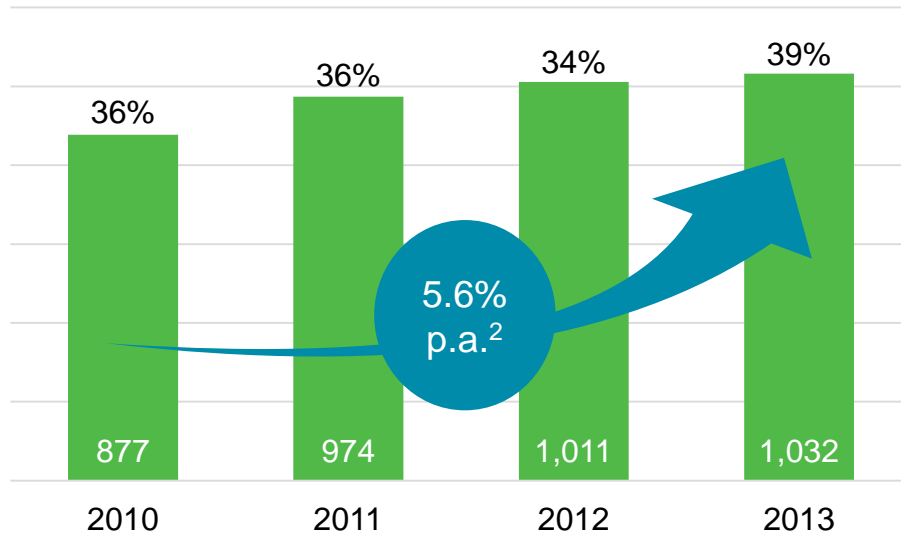
>70 new products launched per year

Extensive Intellectual Property Portfolio
~1,800 protected inventions

1) Net sales in 2013 on a carve-out basis

EUR 1 billion of net sales from stable and growing services

Net sales, Services Business Line
(EUR million, % of total)¹




Strong trends, such as outsourcing of non-core operations and high capacity utilization rates, drive services market expansion



1) Carve-out figures
2) Net sales growth per annum in 2010-2013.

Long-term growth potential in capital business



- Structural changes in operating environment have led to short- to mid-term challenges in energy, printing and writing and newsprint businesses
- Pulp, energy, board and tissue capital business on a long term growth trajectory
- Additional long term growth potential in market for biomass conversion technologies

■ Anticipated long-term market growth
■ Estimated market size for current offering in 2012 (EUR)

Source: Leading consulting firms, RISI, management estimates



Short-term market outlook and guidance

Short-term market outlook and guidance for 2014

Guidance for 2014

Guidance for 2014



Valmet estimates that net sales in 2014 will decline from the 2013 level and EBITA before non-recurring items will increase in comparison with 2013

Given in Annual Statements Review 2013, published on February 6, 2014

Short-term market outlook

Services	Pulp and Energy		Paper	
Satisfactory	Pulp	Energy	Board and Paper	Tissue
	Satisfactory	Satisfactory	Satisfactory	Satisfactory

In the Financial Statements Review on February 6, 2014, the short-term market outlook for Energy, and Board and Paper was upgraded to 'satisfactory' from 'weak', due to improved market activity

Customer activity has increased in early 2014

OKI's pulp mill project

- › Key technology for a pulp mill project in Indonesia
- › Commercial production is expected to begin in 2016
- › Value of the order: approximately EUR 340 million
- › Employment impact: around 1,000 man years

Letter of intent regarding Klabin's pulp mill project

- › Two pulp drying lines to a new plant in Brazil
- › The start-up is scheduled to be in the first half of 2016
- › Value of the order: Not disclosed, typically EUR ~150-200 million
- › Employment impact: around 500 man years

Date	Description	Business line	Country
Jan 9	Prehydrolysis system (pilot scale)	Pulp and Energy	Netherlands
Jan 27	Multi-fuel boiler	Pulp and Energy	Finland
Jan 31	Upgrade of recovery boiler and power boiler	Pulp and Energy	Sweden and Bulgaria
Feb 10	Paper machine rebuild	Paper	Austria
Feb 13	Heat recovery steam generator	Pulp and Energy	Sweden
Feb 17	Bleach plant rebuild	Pulp and Energy	Portugal
Feb 27	Wood-chip-fired heating plant	Pulp and Energy	Finland
Mar 7	Containerboard line	Paper	Vietnam
Mar 19	Advantage tissue production line	Paper	Mexico



Summary

Summary

- Valmet was ready to start as an independent listed company according to plan in the beginning of 2014
- 2013 was a challenging year in capital businesses
- Valmet has a strong market position in capital businesses and a stable and growing services business
- Customer activity has improved in the beginning of 2014



Important notice

IMPORTANT: You must read the following before continuing. The following applies to this document, the oral presentation of the information in this document by Valmet (the “Company”) or any person on behalf of the Company, and any question-and-answer session that follows the oral presentation (collectively, the “Information”). In accessing the Information, you agree to be bound by the following terms and conditions.

The Information is not directed to, or intended for distribution to or use by, any person or entity that is a citizen or resident of, or located in, any locality, state, country or other jurisdiction where such distribution or use would be contrary to law or regulation or which would require any registration or licensing within such jurisdiction. The Information is not for publication, release or distribution in the United States, the United Kingdom, Australia, Canada or Japan.

The Information does not constitute or form part of, and should not be construed as an offer or the solicitation of an offer to subscribe for or purchase any securities, and nothing contained therein shall form the basis of or be relied on in connection with any contract or commitment whatsoever, nor does it constitute a recommendation regarding any securities. Prospective investors are required to make their own independent investigations and appraisals of the business and financial condition of the Company before taking any investment decision with respect to securities of the Company. Prospective investors should make any investment decision solely on the basis of the information contained in the demerger prospectus published on September 23, 2013 and any stock exchange releases regarding the Company following the publication of the demerger prospectus.

No securities of the Company are being offered or sold, directly or indirectly, in or into the United States and no shares in the Company have been, or will be, registered under the Securities Act of 1933, as amended (the “Securities Act”), or under the securities laws of any state of the United States and, accordingly, may not be offered or sold, directly or indirectly, in or into the United States (as defined in Regulation S under the Securities Act), unless registered under the Securities Act or pursuant to an exemption from the registration requirements of the Securities Act and in compliance with any applicable state securities laws of the United States.

The Information is directed solely at: (i) persons outside the United Kingdom, (ii) persons with professional experience in matters relating to investments falling within Article 19(5) of the Financial Services and Markets Act 2000 (Financial Promotion) Order 2005 as amended (the “Order”), (iii) high net worth entities, and other persons to whom it may lawfully be communicated, falling within Article 49(2)(a) to (d) of the Order and (iv) persons to whom an invitation or inducement to engage in investment activity (within the meaning of section 21 of the Financial Services and Markets Act 2000) in connection with the issue or sale of any securities of the Company or any member of its group may otherwise lawfully be communicated or caused to be communicated (all such persons in (i)-(iv) above being “Relevant Persons”). Any investment activity to which the Information relates will only be available to and will only be engaged with Relevant Persons. Any person who is not a Relevant Person should not act or rely on the Information. By accessing the Information, you represent that you are a Relevant Person.

The Information contains forward-looking statements. All statements other than statements of historical fact included in the Information are forward-looking statements. Forward-looking statements give the Company’s current expectations and projections relating to its financial condition, results of operations, plans, objectives, future performance and business. These statements may include, without limitation, any statements preceded by, followed by or including words such as “target,” “believe,” “expect,” “aim,” “intend,” “may,” “anticipate,” “estimate,” “plan,” “project,” “will,” “can have,” “likely,” “should,” “would,” “could” and other words and terms of similar meaning or the negative thereof. Such forward-looking statements involve known and unknown risks, uncertainties and other important factors beyond the Company’s control that could cause the Company’s actual results, performance or achievements to be materially different from the expected results, performance or achievements expressed or implied by such forward-looking statements. Such forward-looking statements are based on numerous assumptions regarding the Company’s present and future business strategies and the environment in which it will operate in the future.

No representation, warranty or undertaking, express or implied, is made as to, and no reliance should be placed on, the fairness, accuracy, completeness or correctness of the Information or the opinions contained therein. The Information has not been independently verified and will not be updated. The Information, including but not limited to forward-looking statements, applies only as of the date of this document and is not intended to give any assurances as to future results. The Company expressly disclaims any obligation or undertaking to disseminate any updates or revisions to the Information, including any financial data or forward-looking statements, and will not publicly release any revisions it may make to the Information that may result from any change in the Company’s expectations, any change in events, conditions or circumstances on which these forward-looking statements are based, or other events or circumstances arising after the date of this document. Market data used in the Information not attributed to a specific source are estimates of the Company and have not been independently verified.

